



Investor presentation

Harbour Energy plc

November 2024

Disclaimer

IMPORTANT NOTICE: THIS PRESENTATION AND ITS CONTENTS ARE CONFIDENTIAL AND ARE BEING SUPPLIED TO YOU FOR YOUR INFORMATION ONLY AND ARE NOT FOR RELEASE, PUBLICATION OR DISTRIBUTION, IN WHOLE OR IN PART, DIRECTLY OR INDIRECTLY TO ANY OTHER PERSON. BY ACCESSING THIS DOCUMENT YOU AGREE TO BE BOUND BY THE FOREGOING. THIS PRESENTATION IS NOT AN OFFER OR THE SOLICITATION OF AN OFFER TO SUBSCRIBE FOR OR PURCHASE ANY SECURITIES.

The following applies to this document and any oral presentation of the information in this document by Harbour Energy plc (the “**Company**”) or any person on behalf of the Company, including any question-and-answer session (collectively, the “**Information**”). The Information has been prepared by the Company for background information purposes only, does not purport to be comprehensive, and does not constitute or form part of, and should not be construed as, an offer or the solicitation of an offer to subscribe for or purchase any securities. No reliance may be placed for any purpose on the Information or its accuracy, fairness or completeness. You must hold the Information in strict confidence and must not disclose, reproduce, publish, or otherwise divulge any Information (or permit any of the foregoing) to any other person. The Information is provided as of its date and is subject to change without notice. Nothing in the Information constitutes legal, tax or investment advice. The Company has not decided whether to proceed with any transaction.

Each recipient is responsible for making its own decision as to the use, accuracy, fairness and completeness of the Information. Certain industry, market and competitive position data contained in the Information may come from third party publications, studies and surveys. Such sources generally state that the data contained therein has been obtained from sources believed to be reliable, but that there is no guarantee of the accuracy, fairness or completeness of such data. While the Company believes that any such publications, studies and surveys has been prepared by a reputable party, neither the Company, nor any of their respective related persons, nor any other person has independently verified the data contained therein. In addition, certain of the industry, market and competitive position data contained in the Information comes from the Company’s analysis of such third party publications, studies and surveys and the Company’s own internal research and estimates based on the knowledge and experience of the Company’s management in the markets in which the Company operates. While the Company believes that such research and estimates are reasonable, they, and their underlying methodology and assumptions, have not been verified and are subject to change. Accordingly, no reliance should be placed on any of the industry, market or competitive position data contained in the Information and no representation or warranty (express or implied) is given that such data is accurate, fair or complete.

Certain numbers in the Information are unaudited and are based on internal Company records. It is intended that certain of these numbers will be subject to further review in due course. Once they have been reviewed such numbers may be amended and the final numbers may differ from those set out in the Information. Until such time as that review is complete and any final numbers are published, no reliance shall be placed on, and no person shall be liable in any way in respect of, such numbers. This Information includes certain operational and financial measures not presented in accordance with IFRS and, therefore, are not measures of financial performance in accordance with IFRS and may exclude items that are significant in understanding and assessing the Company’s financial results or future prospects. Therefore, these measures should not be considered in isolation or as alternative performance measures under IFRS. You should be aware that the Company’s presentation of these measures may not be comparable to similarly-titled measures used by other companies. Certain numbers in the Information, including financial information, have been subject to rounding adjustments. Accordingly, in certain instances, the sum or percentage change of the numbers contained in the Information may not conform exactly to the total figure given. Past performance of the Company cannot be relied on as a guide to future performance. Nothing in the Information is to be construed as a profit forecast or estimate.

To the fullest extent permitted by law, the Company, nor any of their respective related persons, nor any other person accepts any responsibility or liability whatsoever (whether in contract, tort or otherwise) for or makes any representation, warranty or undertaking, express or implied, as to the accuracy, fairness or completeness of the Information or any other information or opinion relating to the Company, its subsidiaries, affiliates or associated companies, whether written, oral or in a visual or electronic form, and howsoever transmitted or made available or for any loss howsoever arising from any use of the Information or any such other information or opinion or otherwise arising in connection with the foregoing. No person shall have any right of action against the Company or any of their respective related persons or any other person in relation to the accuracy, fairness or completeness of any Information or for any loss, however arising (including in respect of direct, indirect or consequential loss or damage), from any use of the Information or otherwise arising in connection with the Information. No duty of care is owed to you or any other person in respect of the Information. In providing the Information, none of the Company, nor any of their respective related persons, nor any other person undertakes any obligation to provide the recipient(s) with access to any additional information or to update the Information, or to correct any inaccuracies in the Information.

It is a condition of you accessing the Information that you represent and warrant that: (i) you are a person to whom the Information may lawfully be communicated; and (ii) you have read, understood and agree to comply with the contents of this important notice.

Overview

| A large, geographically diverse independent oil and gas company



2024 year-to-date highlights

Delivering on our strategy – building a global, sustainable independent oil and gas company

Transformational acquisition completed

- Integration of Wintershall Dea asset portfolio progressing as planned

Solid operational delivery

- Production guidance narrowed upwards
- Fenix (Argentina) start-up; Capital projects on track

Organic investment opportunities advanced

- Zama (Mexico) and Viking CCS (UK) in FEED
- E&A success in Indonesia, Norway and UK

Strong financial position

- 2024F Free cash flow¹: c.\$300m (c.\$1.1bn proforma)
- Investment grade credit ratings confirmed

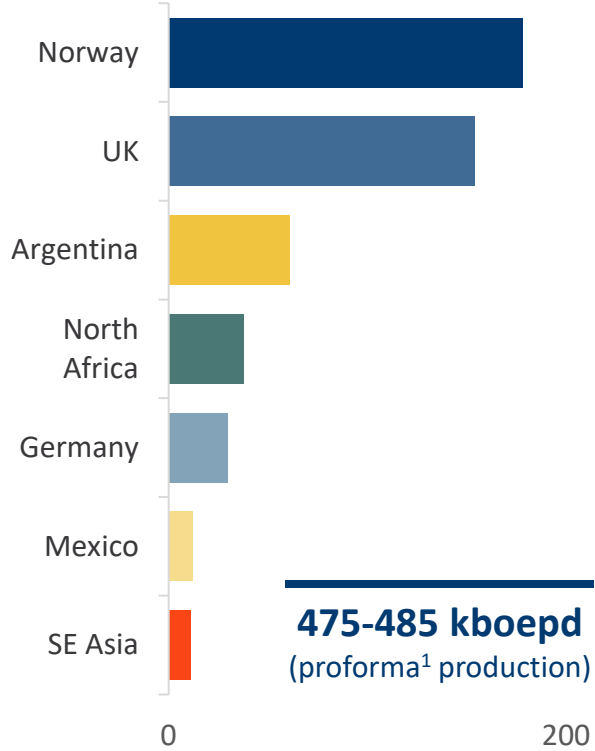


¹ Free cash flow is after capex, tax and an assumed negative working capital movement of c.\$250m. It is before one-off acquisition-related costs of c.\$250 million and shareholder distributions of c.\$200 million.

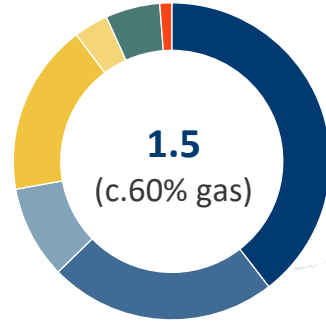
Harbour Energy at a glance

A large, diverse portfolio with robust margins underpinned by significant reserves and resources

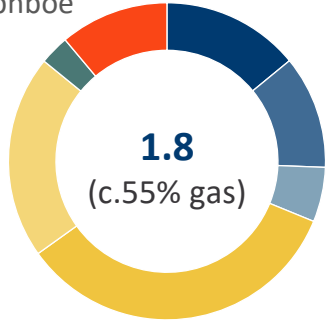
2024F production (proforma)¹
kboepd



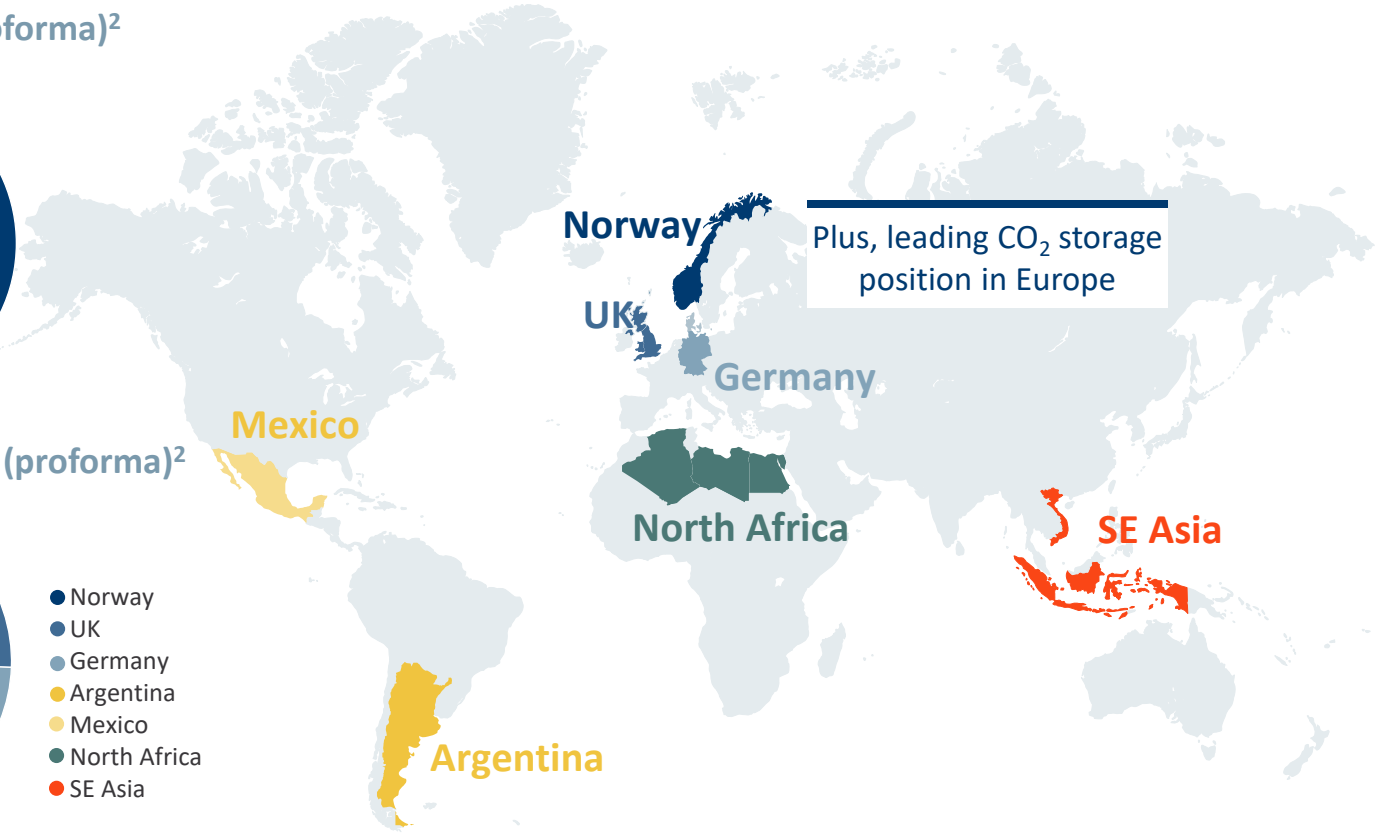
YE23 2P reserves (proforma)²
bnboe



YE 2023 2C resources (proforma)²
bnboe



- Norway
- UK
- Germany
- Argentina
- Mexico
- North Africa
- SE Asia



c.8 years

YE 2023 2P reserves life³

c.\$13-14/boe

2024F Unit opex proforma^{1,4}

c.14 kgCO₂e/boe

2024F GHGi proforma^{1,5}

\$455 million

Annual dividend⁶

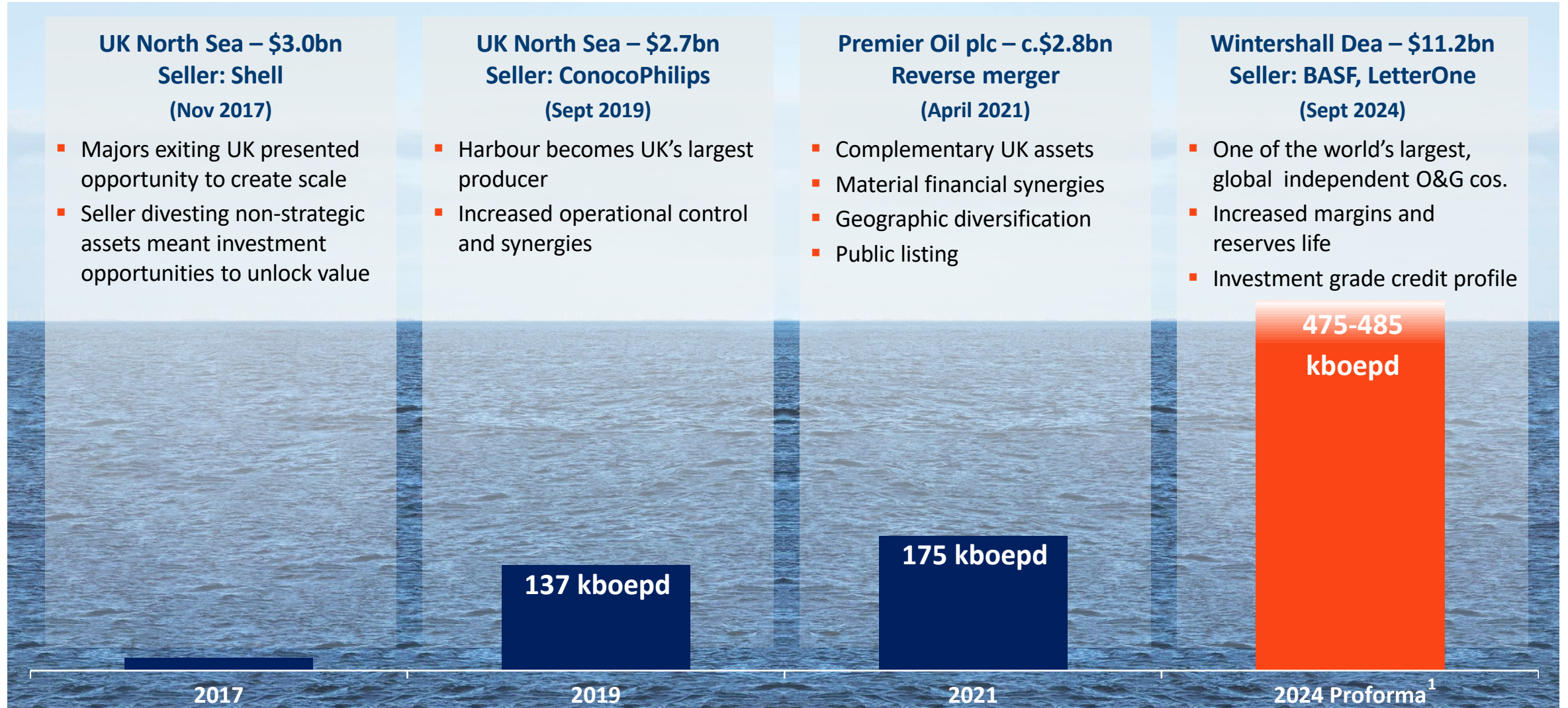
c.5,000

Employees and contractors

¹ Proforma reflects 12 months contribution from legacy Harbour assets and Wintershall Dea portfolio. ² D&M CPR for WD portfolio & management estimates for legacy Harbour assets. ³ YE 2023 2P reserves divided by forecast 2024 proforma production. ⁴ Assumes \$1.25/£ and \$1.10/EUR for 2024 ⁵ Net equity share basis. ⁶ Comprises c.\$380m annual dividend on Ordinary shares and c.\$75m on Non-Voting shares.

M&A is a core part of our strategy

Track record of successfully executing value accretive, large scale and complex M&A and integration projects



¹ Proforma reflects 12 months contribution from legacy Harbour assets and Wintershall Dea asset portfolio

Investment case

A pure play, global independent oil and gas company focused on value creation, cash flow and distributions

One of the world's largest and most geographically diverse independent oil and gas companies

High quality, cash flow generative asset base with broad set of growth options

Track record of delivering value accretive, large-scale M&A and integration

Well positioned for the energy transition with low GHG intensity and a leading CO₂ storage position in Europe

Financial strength and capital discipline, committed to investment grade credit profile and competitive shareholder returns

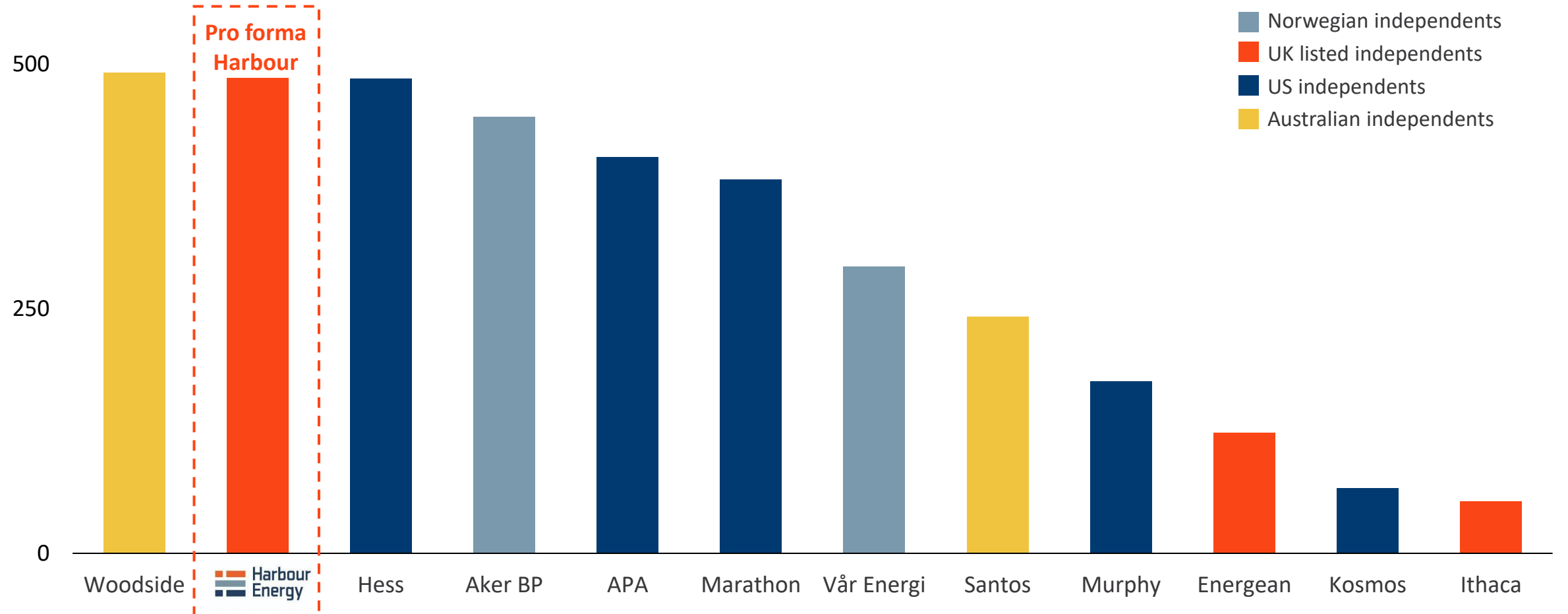


Harbour is well-placed amongst long-established global independent O&G companies

Harbour represents a unique investment proposition with its scale and geographic diversity

H1 2024 Production

kboepd¹



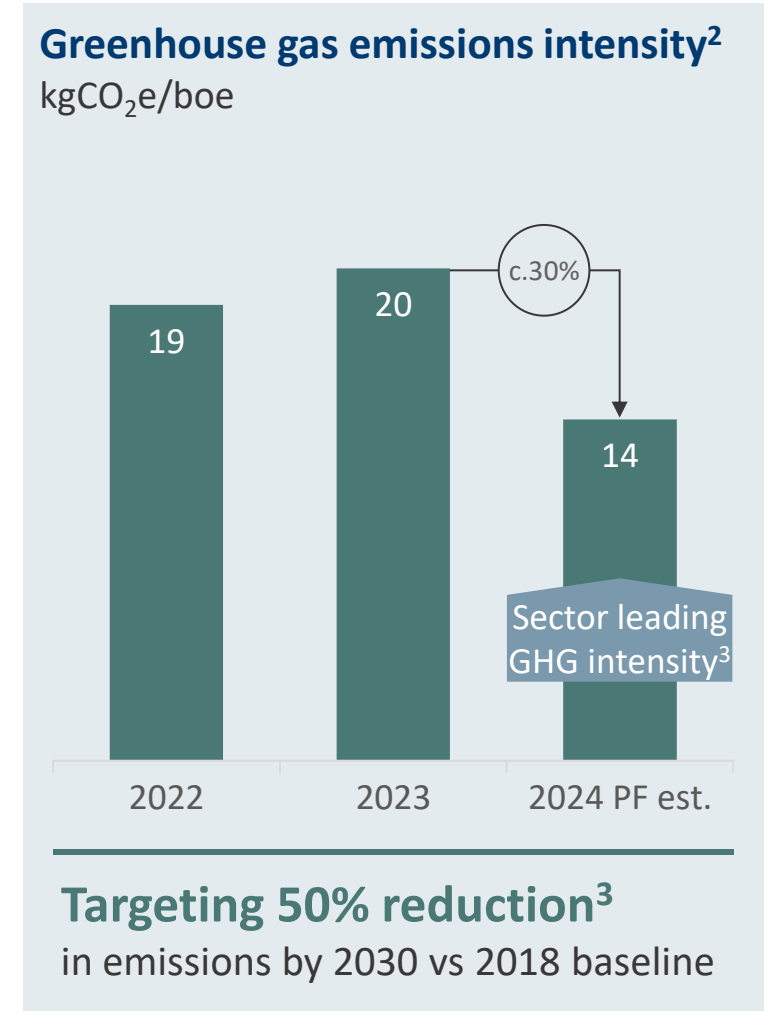
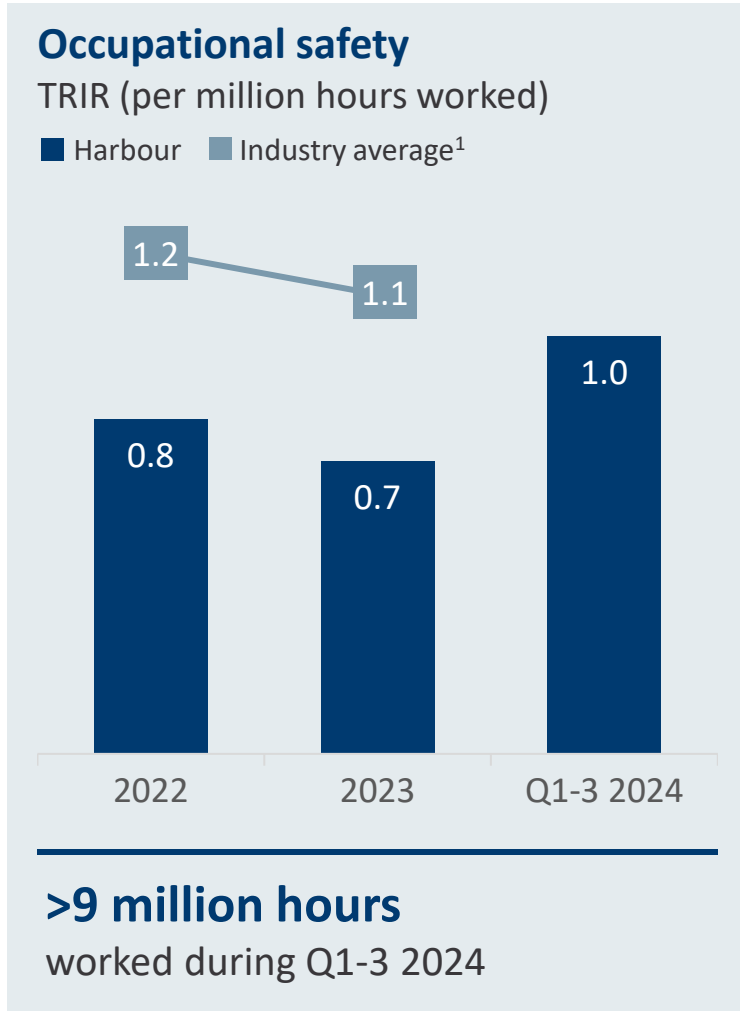
¹Source is companies' disclosures (quarterly / half year results).

Operational review

Large scale and diverse portfolio with broad set of growth options

A focus on safe and responsible operations

Consistently strong safety performance; Wintershall Dea acquisition materially reduces Harbour's GHG intensity

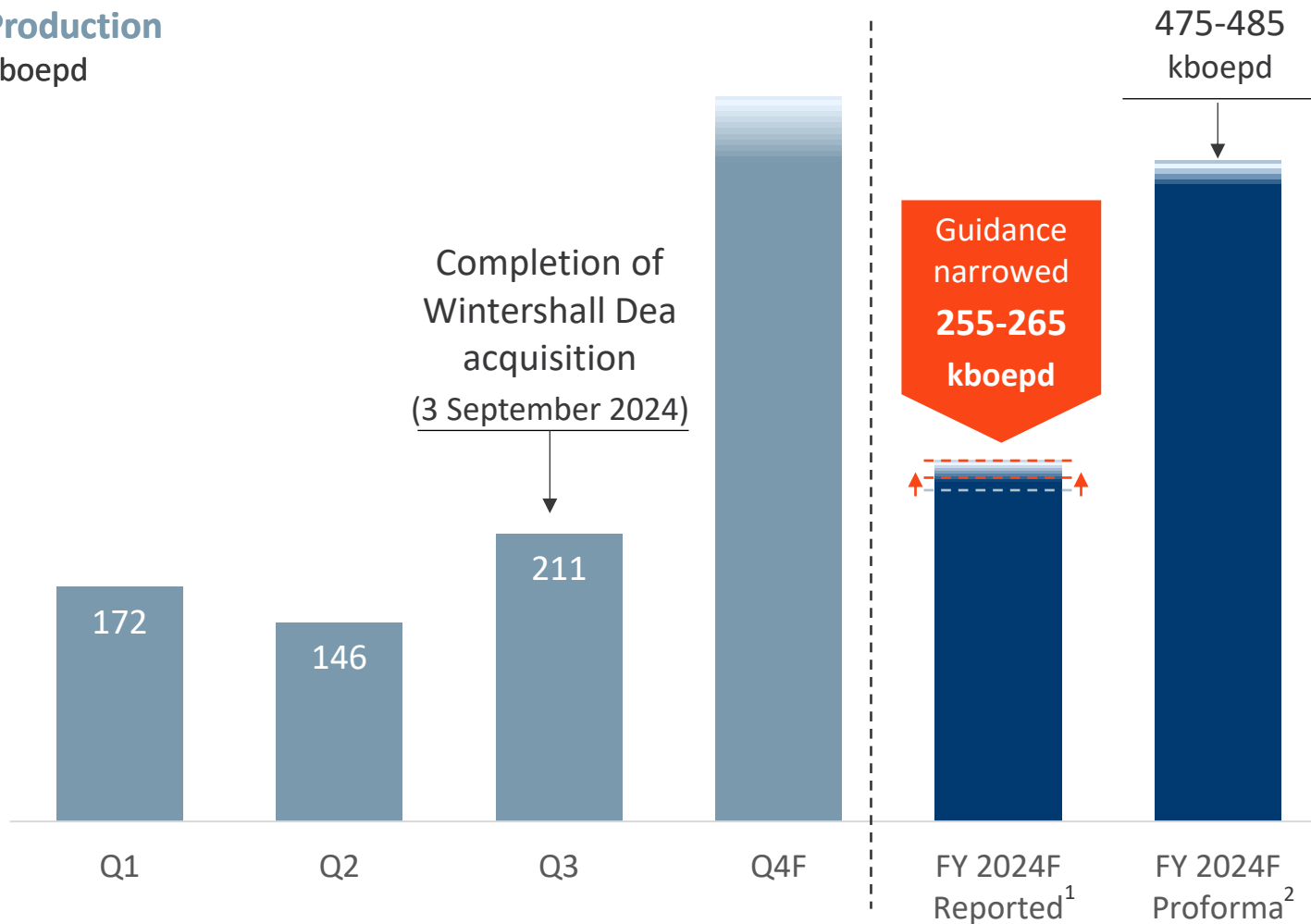


¹Source: IOGP safety performance indicators – 2023 data ²GHG emissions is reported on a net equity share basis. 2024 PF est. is Harbour's forecast GHG intensity reflecting 12 months contribution from legacy Harbour assets and from Wintershall Dea asset portfolio. ³Source: Oil and Gas Climate Initiative ⁴Emission reduction target is for gross operated, Scope 1 and Scope 2 emissions

Production guidance narrowed upwards

Q4 production reflects full contribution from Wintershall Dea portfolio, new wells on-stream and no major shutdowns

Production
kboepd

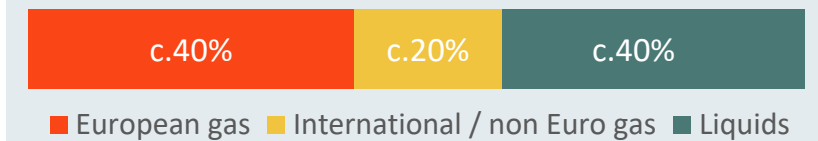


A sustainable production base

- Scale in multiple established O&G basins
- Geographic diversification
- OECD weighting and low asset concentration
- World class operators (Total, Equinor, bp)
- Significant 2P reserves and 2C resources
- Brent oil and European gas exposure

2024F Production (proforma²)

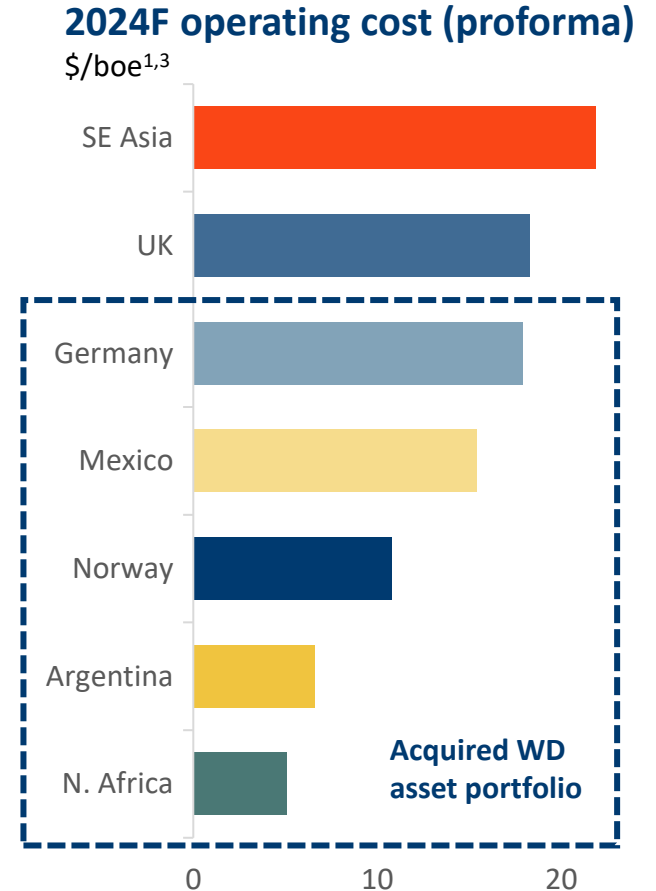
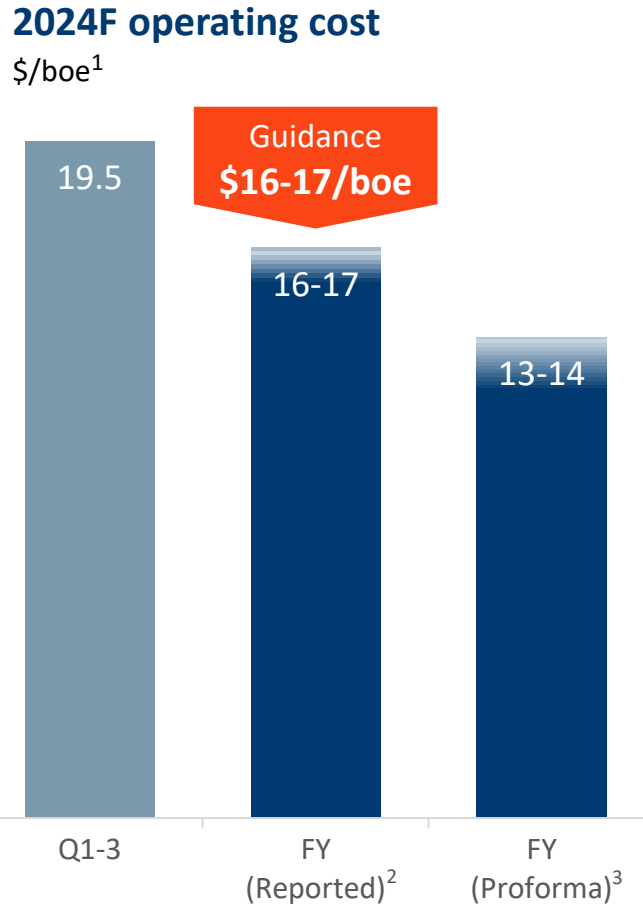
kboepd



¹Reported production reflects 4 months from Wintershall Dea asset portfolio ² Proforma production reflects 12 months contribution from Wintershall Dea asset portfolio

Competitive cost base with robust margins

2024 unit operating cost materially reduced, driven by acquisition of high quality, low-cost portfolio



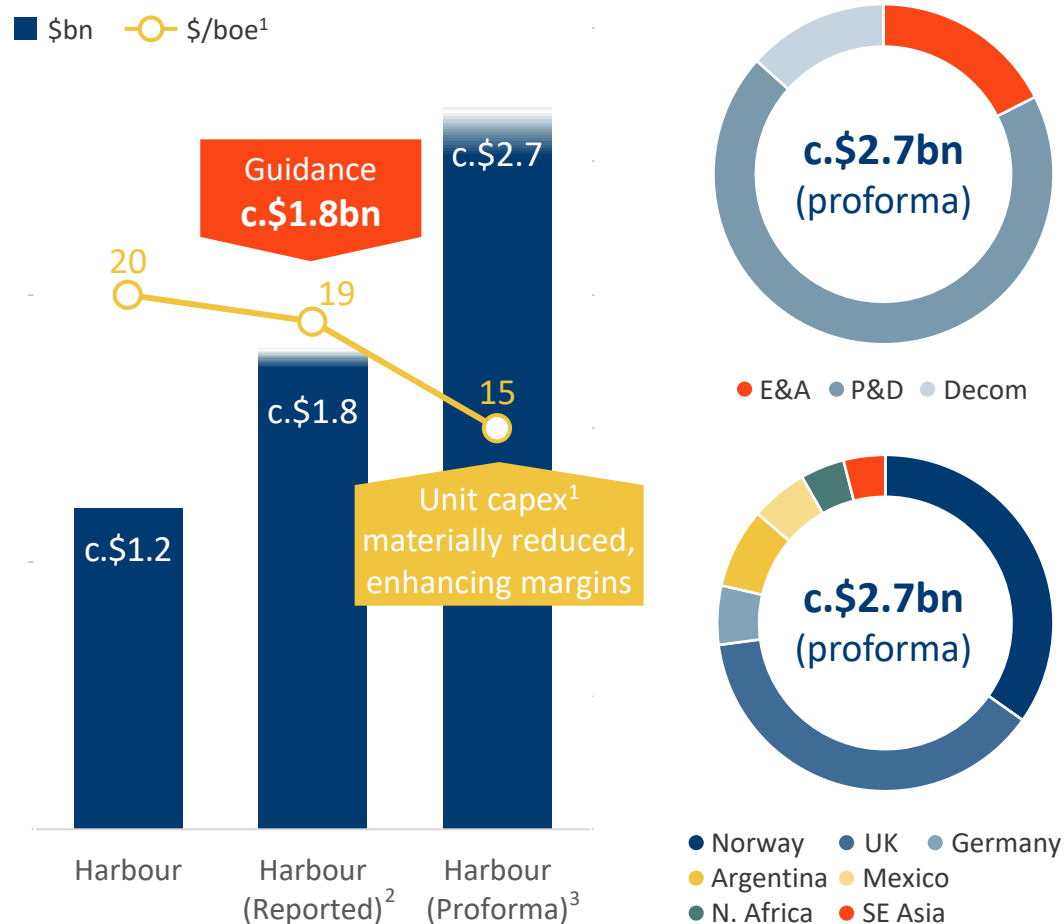
A focus on cost control and capital discipline across a diverse asset base

¹ Assumes \$1.25/GBP and \$1.10/EUR for 2024 ² Reflects 4 months from Wintershall Dea asset portfolio. ³ Reflects 12 months contribution Wintershall Dea portfolio

Capital programme largely targeted at developing 2P reserves to sustain production

Continued strong capital discipline and enlarged portfolio enables prioritisation of investment opportunities

2024F Total capex, including decommissioning



Norway: Increasing near term production

- Pipeline of high value, near term volumes (Maria, Dvalin, Irpa)
- Proven E&A track record at existing hubs (Eg Storjo appraisal)



UK: Maximising value of existing production base

- High return, short cycle opportunities around operated hubs
- New wells at GBA & AELE; Talbot online around year end



Germany: Sustaining production

- Infill programme supports long field life
- Additional drilling and recovery improvement opportunities



Argentina: Growth opportunities

- First gas from Fenix (CMA-1) ahead of schedule in Q3 2024
- Development drilling at Vaca Muerta underway in Q4



▪ Targeting breakeven of <\$40/boe

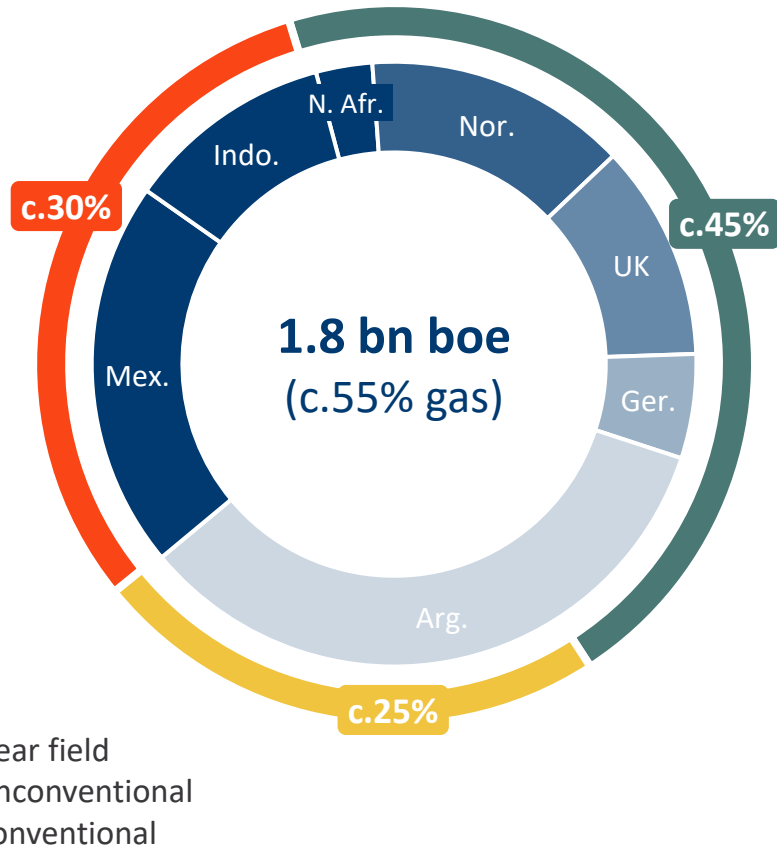
▪ Wider set of projects drives high grading of portfolio

¹ Capex divided by production. Assumes \$1.25/GBP and \$1.10/EUR for 2024 ² 12 months contribution from legacy Harbour assets; 4 months from WD portfolio. ³ 12 months contribution from legacy Harbour assets and WD portfolio

A large and diverse set of growth options...

...underpinning future production and significant reserve replacement

YE 2023 2C resources^{1,2}
bnboe



2C resource: c.800 mmboe²



High value, short cycle

- Significantly de-risked, near-term volumes
- Infill drilling programmes
- Near field step outs, satellite tie-backs
- Discoveries close to existing hubs

2C resource: c.400 mmboe²



Unconventional, scalable opportunity

- Significant resource in Vaca Muerta, Argentina
- Low risk, long life production
- Potential to grow in response to market conditions

2C resource: c.550 mmboe²



Offshore conventional growth

- Material equity in large Zama field, Mexico
- Kan appraisal in H2 2024, Block 30 Mexico
- Multi-TCF discoveries in Andaman Sea, Indonesia
- Tuna plan of development approved, Indonesia

¹ D&M YE 2023 CPR for Wintershall Dea asset portfolio and management estimates for legacy Harbour portfolio, working interest ² HBR classification of 2C resource into near field, unconventional and conventional growth

CCS

Building an advantaged CCS portfolio, anchored by Harbour's Viking project, with long term cash flow potential



Greensand, Denmark: 1st CO₂ storage, March 2023



Viking: Located to serve UK & European markets



Access to key energy hub Wilhelmshaven, Germany

- Harbour CO₂ storage licence interests
- Proposed CO₂ transportation pipeline
- ▲ Energy hub



Germany is the EU's largest CO₂ emitter at >600 mtpa but currently has limited domestic CO₂ storage capacity.

- Broad, pan European portfolio of CO₂ transport and storage projects
- Long term relationships with premier European emitters in hard to decarbonise sectors
- Access to key energy hubs, including strategically located Wilhelmshaven, in Germany, and Immingham, in UK.

Harbour has a leading CO₂ storage position in Europe



Financial position and guidance

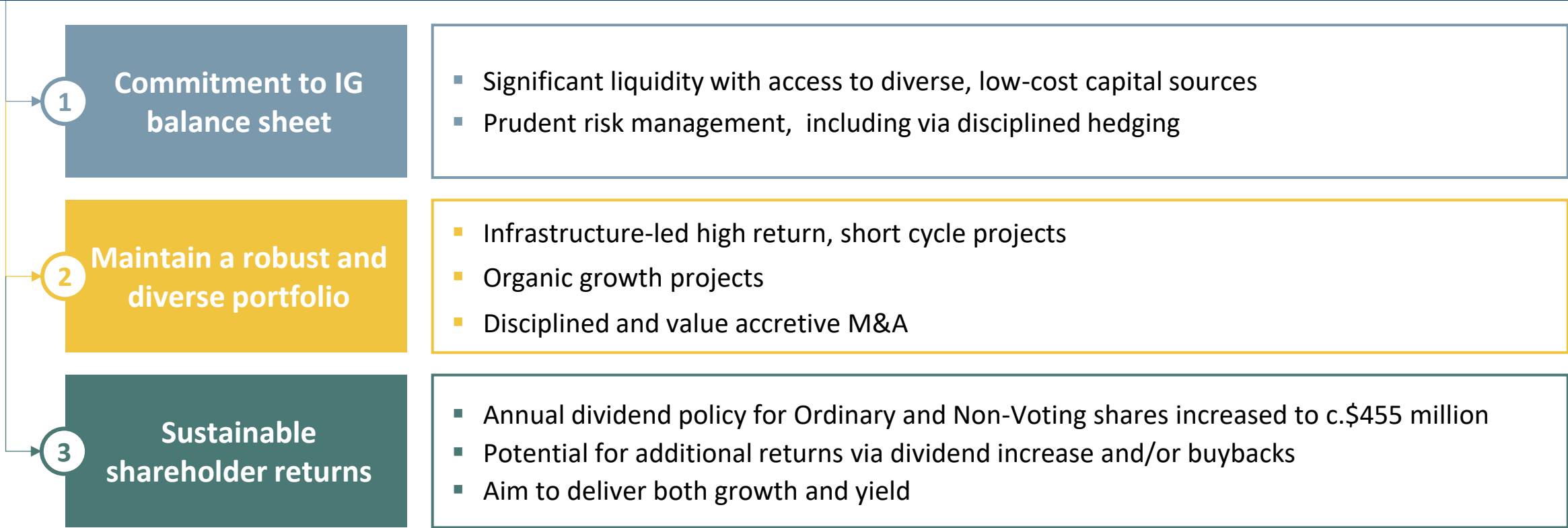
Financial strength and capital discipline

Financial strength underpinned by high quality portfolio and continued capital discipline

Harbour retains capital allocation optionality for additional returns and further growth



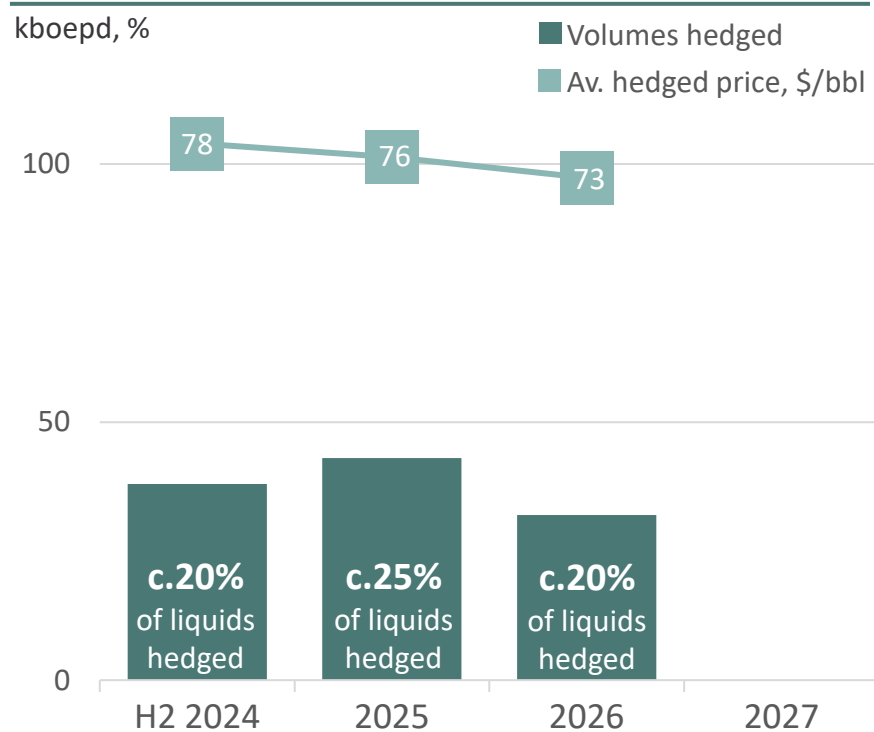
Material cash flow generation supports delivery of capital allocation priorities:



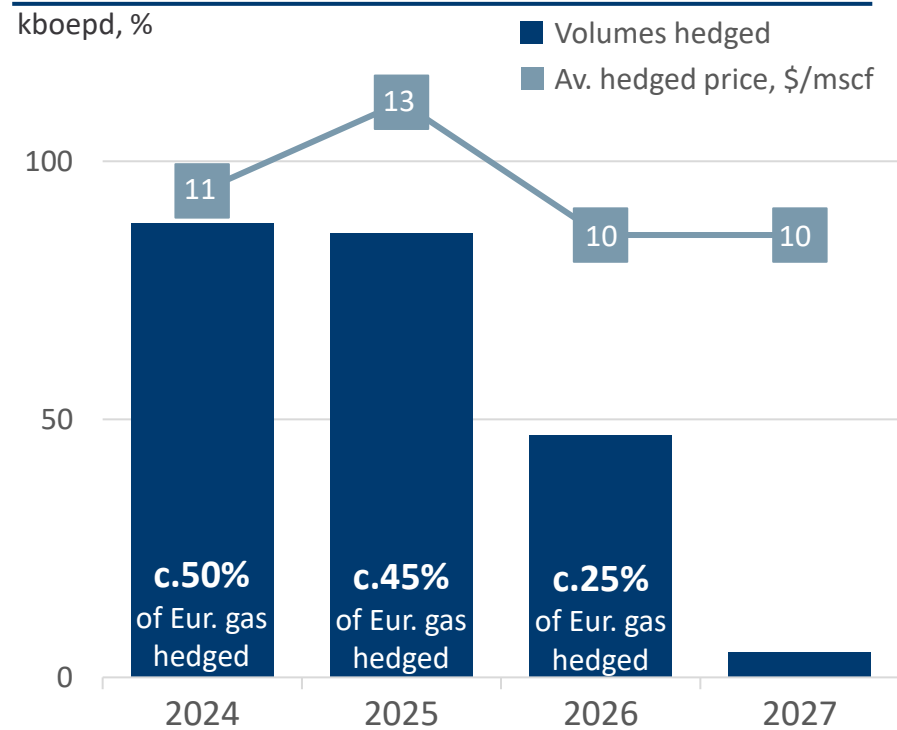
Hedging

Up to completion, Harbour and Wintershall Dea continued to hedge their production in line with their own strategies

Hedged oil volumes and prices¹



Hedged European gas volumes and prices¹



c.\$2.6bn
Revenue secured via oil hedging²

c.\$4.5bn
Revenue secured via European gas hedging²

Non-Europe gas (c.20% of total volumes) not currently hedged

Harbour has hedged c.20% of H2 2024 to H1 2027 production

- c.30% of European gas volumes at an average price of \$12/mscf (c.95p/therm)
- c.15% of liquids at an average price of \$76/bbl

¹ Percentage of production hedged is based off analyst consensus. Hedged volumes are as at 31 October 2024. \$1.25/£ and \$1.10/EUR exchange rate is assumed for calculating pricing. ² From H2 2024

Harbour debt structure

Harbour's debt structure has been transformed by unsecured, low cost and flexible bank facilities and bonds

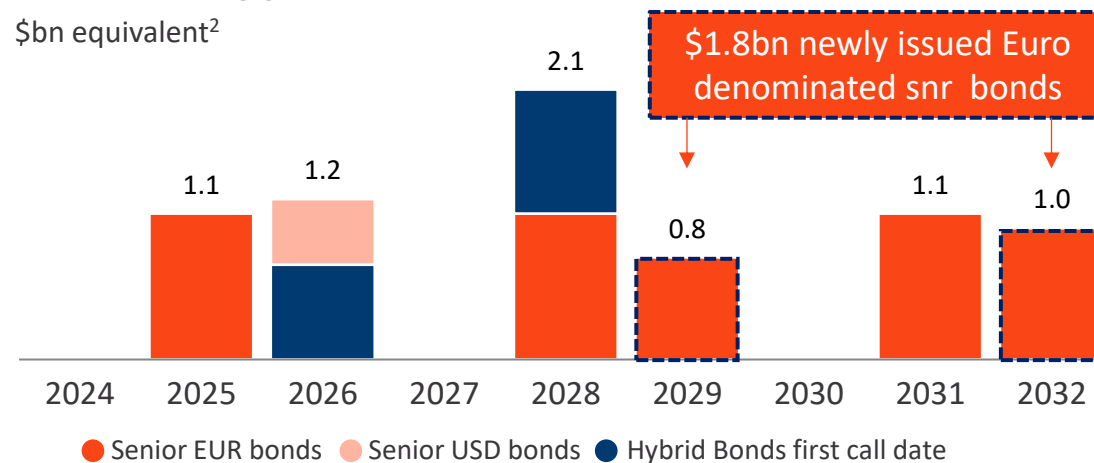
Debt structure¹



- ✓ Flexible investment grade structure
- ✓ 5 year unsecured RCF with no amortisation profile
- ✓ c.\$5.0bn long-dated (2028+) senior bonds with a low weighted average coupon
- ✓ c.\$1.7bn² of total hybrid bonds structured to support credit metrics

Bond maturity profile¹

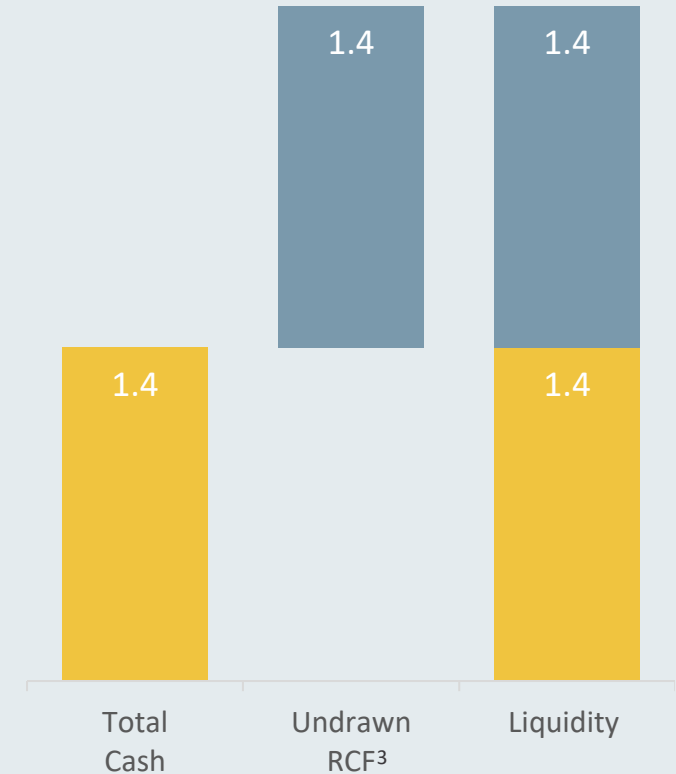
\$bn equivalent²



Group liquidity, at 30 Sept 20-24

\$bn equivalent²

- Cash
- Undrawn RCF

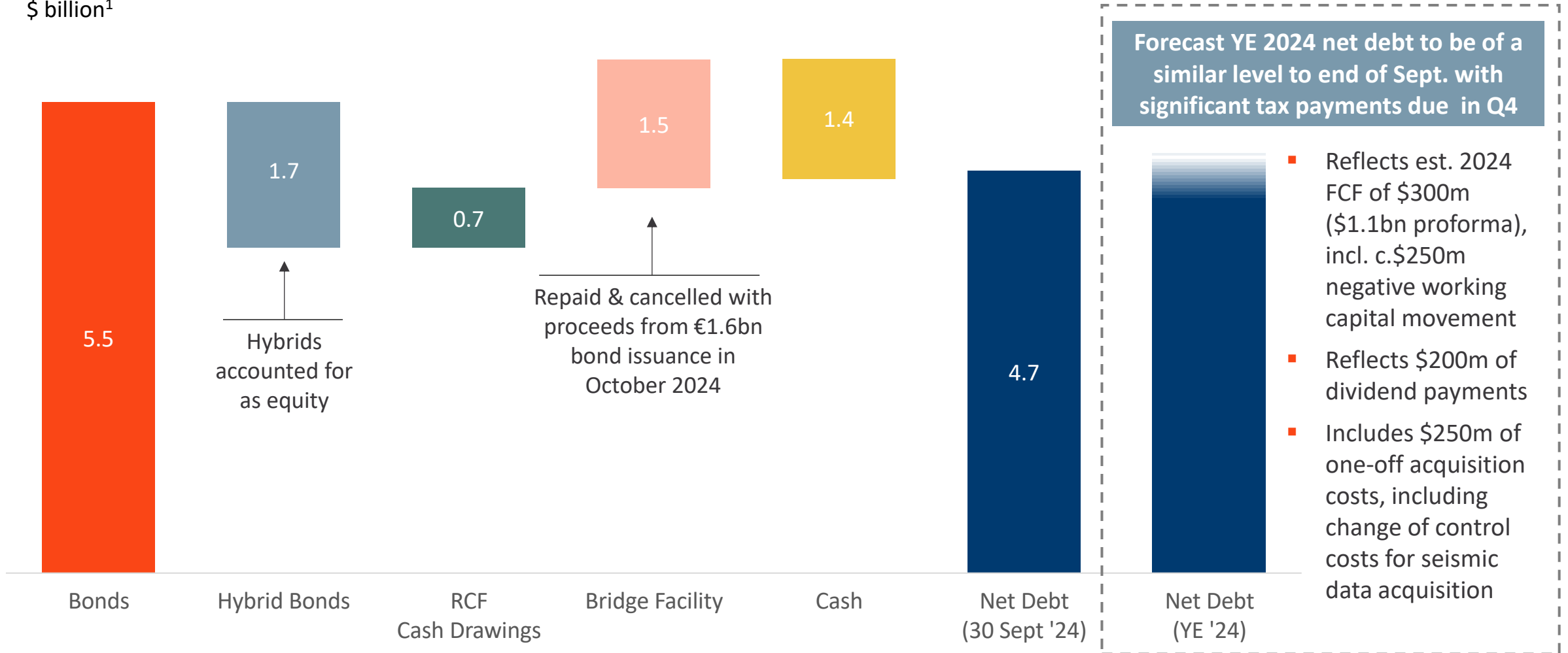


¹ Reflects issuance of €1.6 billion of senior bonds completed in October 2024. ² Assumes exchange rate of \$1.11/EUR. ³ c.55% of drawn RCF is in the form of LCs.

Net debt

Forecast 2024 free cash flow of \$300m before dividend & one-off acquisition costs; pro forma equivalent of \$1.1bn

Net debt as at 30 September \$ billion¹



¹ Reflects \$1.11/EUR at 30 September 2024.

Delivering competitive and sustainable shareholder returns

High quality portfolio, free cash flow accretion and investment grade credit supports enhanced shareholder returns

✓ Increased scale and geographical diversification

✓ Extended reserve life

✓ Enhanced margins

✓ Sector leading GHG intensity

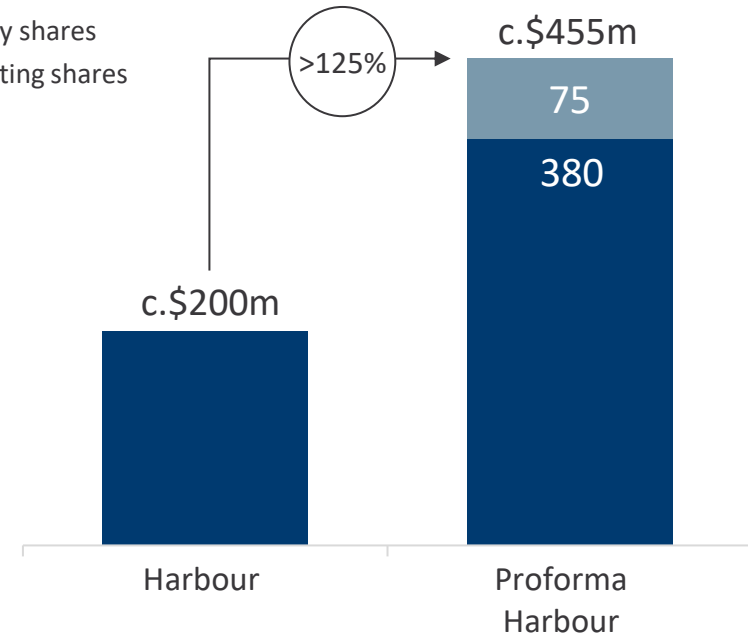
✓ Highly free cash flow generative

✓ Investment grade financing

Harbour annual dividend¹

(\$m)

- Ordinary shares
- Non-Voting shares



- Annual dividend on ordinary shares increased to c.\$380m, equating to a c.7% dividend yield²
- Potential for additional shareholder returns

¹ Includes base dividend on both Ordinary shares and Non-Voting shares, subject to shareholder approval. ² Based on a 300p share price, 1,440 million Ordinary shares in issue and \$1.25/£ exchange rate

Guidance: 2024 production and unit opex materially enhanced by completion of the acquisition

Production guidance narrowed upwards following completion of planned shutdowns and new wells on stream

	FY 2024F (As at Jan. 2024)	FY 2024F (As at Sept. 2024) ¹	Year to end Sept (Actual) ²	Current Guidance FY 2024F (as at 7 Nov. 2024) ¹	FY 2024F Proforma ³
Production <i>kboepd</i>	150-165	250-265	177	255-265	475-485
Unit opex⁴ <i>\$/boe</i>	c.18	16-17	19.5	16-17	13-14
Total capex^{4,5} <i>\$bn</i>	c.\$1.2	c.1.7	1.0	c. 1.8	c.2.7

Guidance updated to reflect completion of Wintershall Dea acquisition on 3 Sept 2024

¹ Reflects 4 months contribution from Wintershall Dea asset portfolio ² Includes approximately 1 month contribution from the Wintershall Dea asset portfolio ³ Reflects 12 months contribution from the Wintershall Dea portfolio. ⁴ Assumes \$1.25/£, \$0.09/NOK and \$1.10/EUR exchange rate for 2024 ⁵ Total capex includes production and development, exploration and appraisal and decommissioning spend



Outlook and priorities

| Well positioned for value creation

Building a global, diversified oil and gas company via disciplined M&A

Well-positioned for continued value creation, enhanced shareholder returns and further growth opportunities

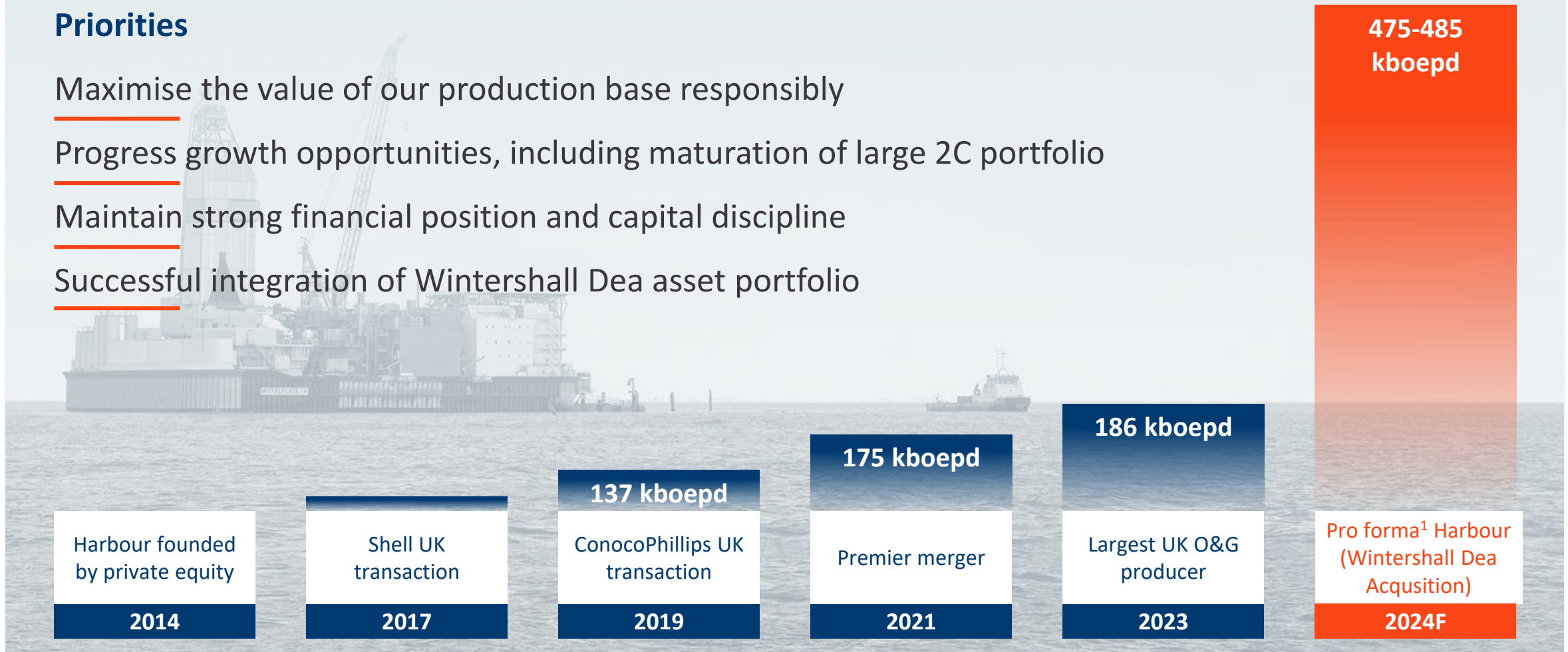
Priorities

Maximise the value of our production base responsibly

Progress growth opportunities, including maturation of large 2C portfolio

Maintain strong financial position and capital discipline

Successful integration of Wintershall Dea asset portfolio



¹ Proforma reflects 12 months contribution from legacy Harbour assets and Wintershall Dea asset portfolio

Appendix

Asset portfolio: country summaries

Norway

High quality, diverse asset base with significant near field opportunity set and an impressive exploration success rate

- Diversified asset base; multiple export routes into European gas markets
- High operating margins and low emissions
- Equity position in key host facilities unlocks synergies from tie-backs
- Pipeline of high value, near term volumes
 - Njord Future
 - Maria Phase 2
 - Dvalin North, Irpa
 - Alve North, Idun North
- Proven E&A track record around existing hubs (e.g. Storjo, Adriana/Sabina, Cuvette, Ofelia)
- Consistent and supportive fiscal regime

9 years

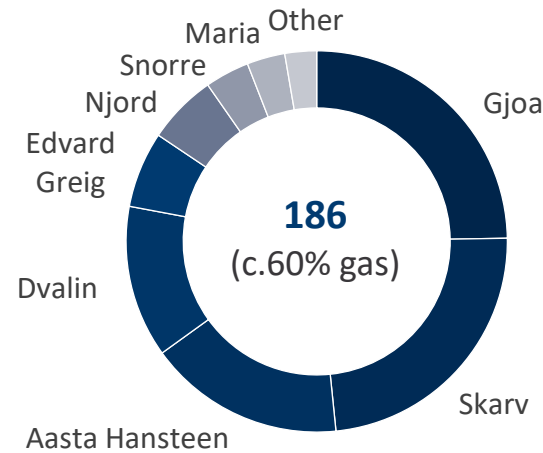
2P reserve life¹

6th largest

producer in Norway²

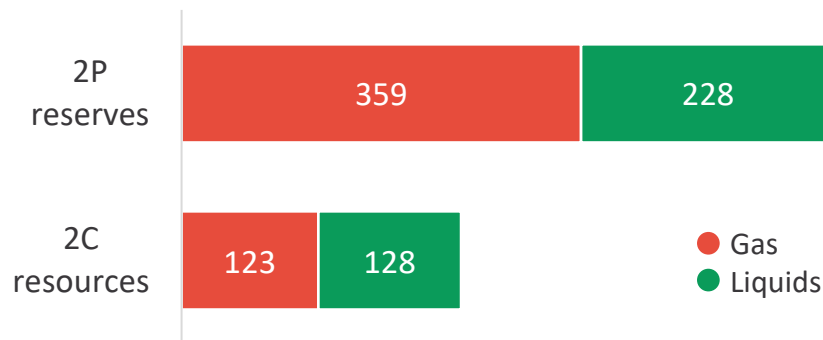
H1 2024 production

kboepd



2P reserves and 2C resources

YE 2023, mmbœ¹



Partnered with well-established operators



¹ Reserve life is YE 2023 2P reserves (per YE 2023 D&M CPR) divided by H1 2024 production. ² Source: WoodMackenzie. ³ Source: YE 2023 D&M CPR.

UK

Large scale, diverse asset base with high degree of operational control

- Diversified asset base with a balance of oil and gas
- Strong safety and operating record
- Scale and operational control supports top quartile UK unit operating cost
- Capital programme focused on high return, short cycle opportunities around operated hubs
- Operated capital projects to significantly increase Harbour's UK production in Q4 2024
- Track record of investing in assets to extend field life

6 years

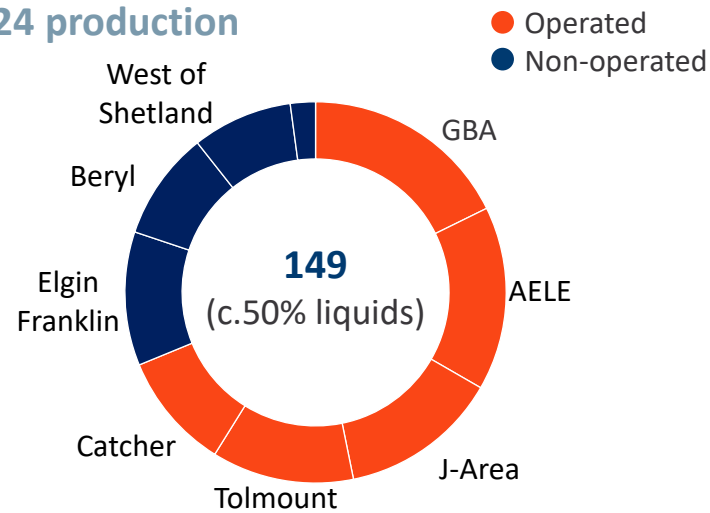
2P reserve life¹

Largest

producer in UK²

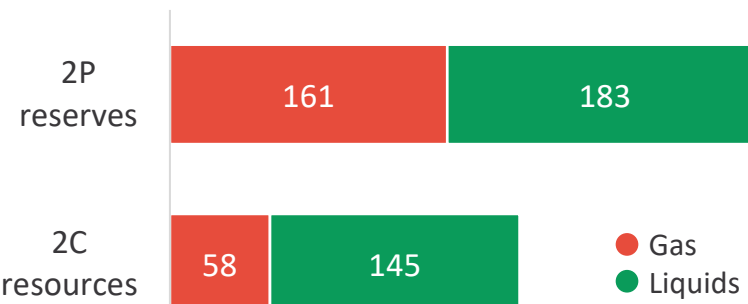
H1 2024 production

kboepd



2P reserves and 2C resources

YE 2023, mmmboe¹



¹ Reserve life is YE 2023 2P reserves (per management estimates) divided by H1 2024 production. ² Source: WoodMackenzie.

Germany

Sustainable, cash generative business with long reserve life and low emissions

- One of the largest oil and gas producers in Germany
- Sustaining production at c.30 kboepd
- Focus on optimisation, efficiency and GHG emissions reductions
- Margins supported by favourable tax rate
- 100% operated interest in Mittelplatte, Germany's largest oil field
 - Infill programme supports long field life
 - Contingent resources relate to further drilling and recovery improvement
 - Fully electrified; further emissions reductions planned
- 100% operated interest in Völkersen, one of Germany's largest gas fields

12 years

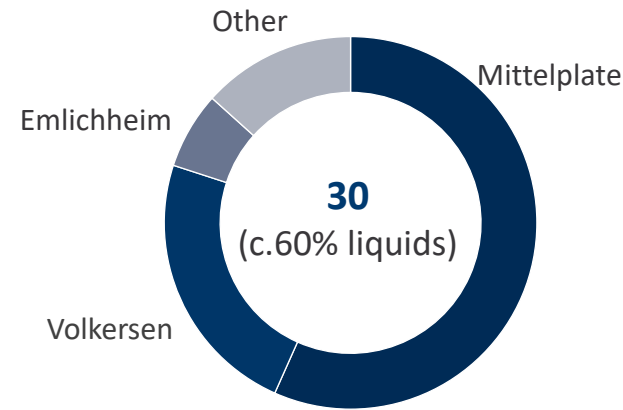
2P reserve life¹

7 kgCO₂e/boe

GHG emissions intensity²


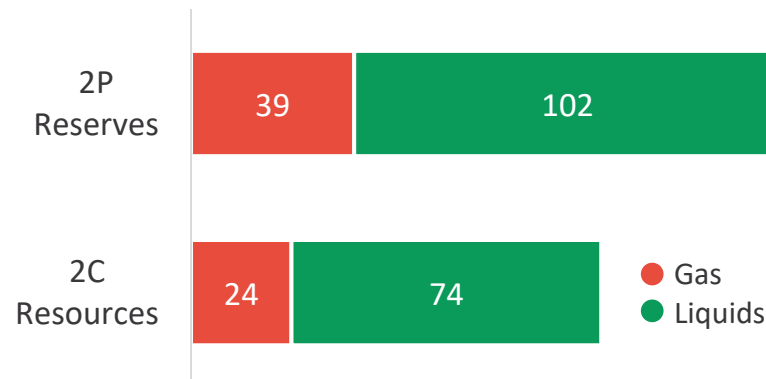
H1 2024 production

kboepd



YE 2023 2P reserves & 2C resources

mmboc³



¹ Reserve life is YE 2023 2P reserves (per YE 2023 D&M CPR) divided by H1 2024 production. ² 2023 net equity share, scope 1 & 2 GHG emissions. ³ Source: YE 2023 D&M CPR.

Argentina

Long life production with potential for material growth, including via the scalable Vaca Muerta unconventional play

- Active in Argentina since 1978
- One of the country's largest gas producers
- Long term, competent operator through TotalEnergies
- Supportive fiscal terms
- Pro-business government with aspiration to become a net O&G exporter



CMA-1 (37.5%), Tierra del Fuego

- Fénix first gas ahead of schedule in September 2024, extends plateau production from CMA-1
- Contingent gas resource via licence extensions/drilling



Aguada Pichana Este, Neuquen province

- Residual (27%) and Vaca Muerta (23%) licences
- Continuous drilling, targeting the Vaca Muerta
- Significant Vaca Muerta contingent gas resource

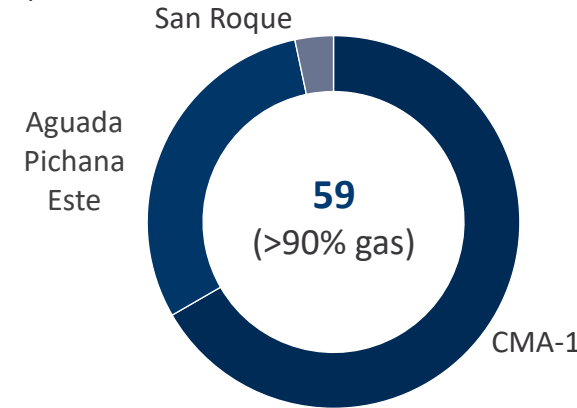


San Roque (c.25%), Neuquen province

- Conventional production
- Significant potential oil/gas resource in Vaca Muerta

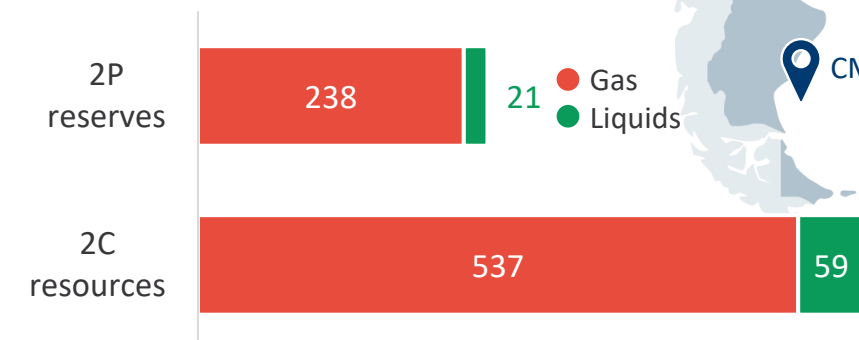
H1 2024 production

kboepd



2P reserves and 2C resources

YE 2023, mmmboe²



¹ Reserve life is YE 2023 2P reserves (per YE 2023 D&M CPR) divided by H1 2024 production. ² Source: YE 2023 D&M CPR.

Mexico

Material interests in large offshore oil fields provides significant optionality for growth

- Built position in Mexico organically and via acquisition, most recently Hokchi in March 2023
- Harbour has the largest reserve and resource base after Pemex in Mexico¹

Broad range of offshore, conventional growth opportunities

Zama unit (32%, Pemex op)

- FDP approved; FEED progressing
- Potential to replace 2P reserves equivalent to a year's worth of production

Block 30 (70%, op.)

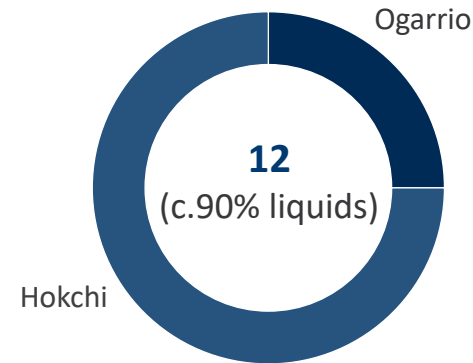
- Discovered c.100 mmboe⁴ Kan oil field in 2023
- Appraisal well operations began August 2024

Block 29 (25%, Repsol op.)

- Maturing the Polok discovery into FEED

H1 2024 production

kboepd



Kan



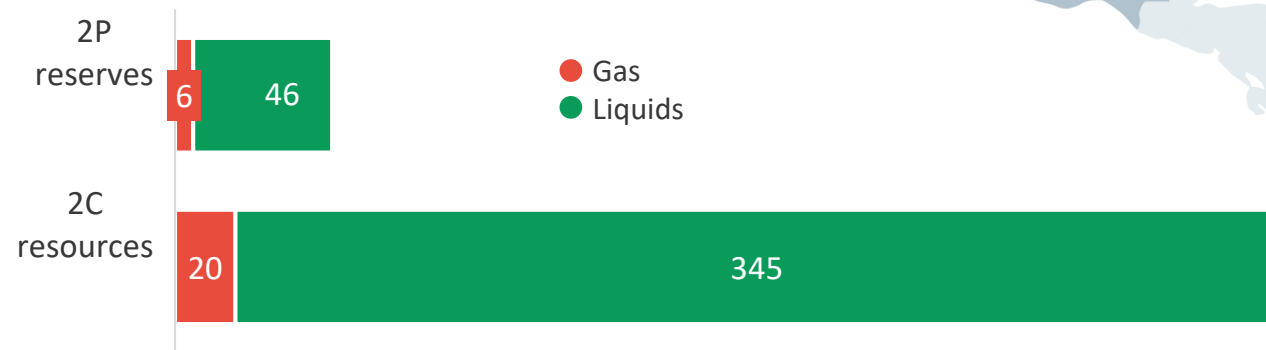
Hokchi

>30%
Combined interest in Zama

14 years
2P reserve life³

2P reserves and 2C resources

mmboe²



¹ Source: Welligence. ² Source: YE 2023 D&M CPR. ³ Reserve life is YE 2023 2P reserves (per YE 2023 D&M CPR) divided by H1 2024 production. ⁴ Harbour management 2C estimate.

North Africa

A focus on production and cost optimisation, reserve additions and infrastructure-led exploration

- Long and established history
- Trusted partner with strong stakeholder relationships
- Critical supplier of gas to Egyptian domestic mkt
- Potential near field exploration in Egypt

West Nile Delta, Egypt (17.25%, bp op.)

- First Egypt production operated by IOC
- Unique governance terms
- 2x infill (first gas 2025) and 1x E&A at Raven West Nile Delta

Nile Delta Onshore, Egypt (DISOUCO op.¹)

- Disouq (100%) incl. NWSG dev. project to enhance production
- East Damanhour (40%) on-stream in 2023

Reggane Nord, Algeria (24%, GRN op.²)

- Two rigs - continuous development drilling, including at undeveloped gas field Tio from 2025

6 years

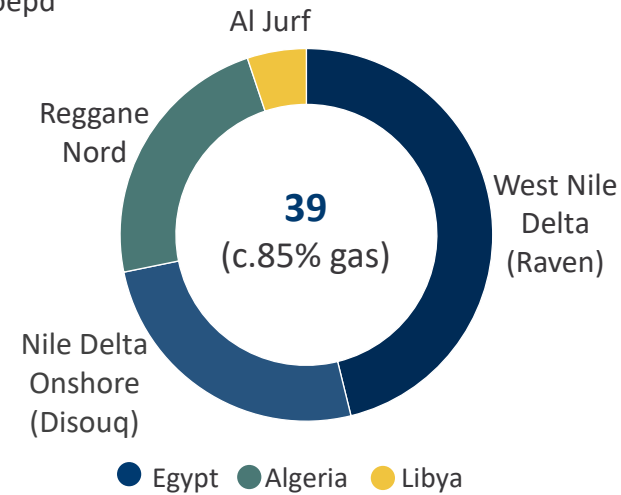
2P reserve life³

>60 years

active in North Africa

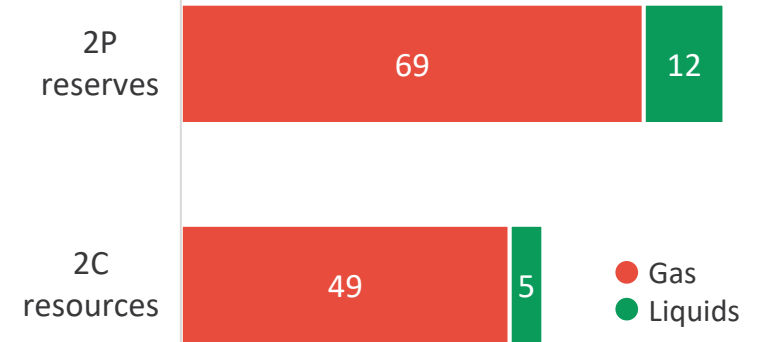
H1 2024 production

kboepd



YE 2023 2P reserves and 2C resources

mmboe⁴



¹ DISOUCO is a JV between Wintershall Dea and EGAS. ²GRN is Groupement Reggane Nord and comprises the JV partners (Sonatrach, Repsol and Wintershall Dea).

³ Reserve life is YE 2023 2P reserves (per YE 2023 D&M CPR) divided by H1 2024 production. ⁴ Source: YE 2023 D&M CPR.

SE Asia: Indonesia and Vietnam

Material organic growth opportunities in supportive country with strong working relationships

- Active in Indonesia since 1996
- High degree of operational control
- Significant growth opportunities
- Strong stakeholder relationships in region
- Active sales process for Vietnamese business



Natuna Sea Block A, Indonesia (29%, op)

- Gas export to Singapore

Tuna, Indonesia (50%, op)

- Plan of Development approved in 2022
- Sale of partner interest ongoing

Andaman Sea, Indonesia (40%, op; 20% non-op)

- Multi TCF potential
- Significant discoveries at Timpan, Layaran, Tangkulo
- Development options in early phase of evaluation
- Close proximity to major natural gas markets

3 years

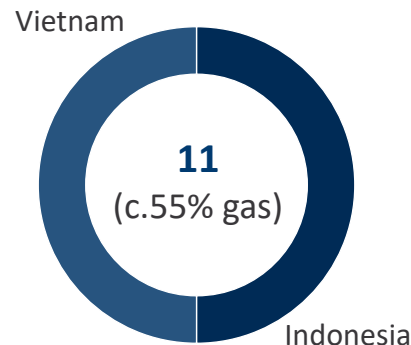
2P reserve life¹

c.30 years

Active in Indonesia

H1 2024 production

kboepd



YE 2023 2P reserves and 2C resources

mmbae⁴



¹ Reserve life is YE 2023 2P reserves (per management estimates) divided by H1 2024 production.

